

Auction results in December 2024

Date	Type	Bond	Amount of bids m.kr.	Amount allocated m.kr.	Yield/ simple interest
6.12.2024	Switch Auction	RIKB 27 0415	9,565	8,065	7.73
6.12.2024	Switch Auction	RIKS 37 0115	2,349	2,149	2.49
13.12.2024	Switch Auction	RIKB 27 0415	5,831	4,831	7.81
13.12.2024	Switch Auction	RIKB 35 0917	1,040	850	6.57
16.12.2024	Auction	RIKV 25 0319	29,350	13,650	8.45
16.12.2024	Auction	RIKV 25 0716	27,650	20,900	8.30

Treasury bond issuance in Q4/2024

Amounts in b.kr.	Sales value*
RIKB 27 0415	29.7
RIKB 28 1115	5.0
RIKB 35 0917	11.4
RIKS 37 0115	7.0
Total issued in the quarter	53.1

* Amounts are in indexed market value.

Treasury bond issuance as of 31 December 2024

Regular auctions

Bond series

Amounts in b.kr.	Sales value*
RIKB 26 1015	18.1
RIKB 27 0415	69.8
RIKB 28 1115	5.0
RIKB 35 0917	54.4
RIKB 42 0217	6.9
RIKS 37 0115	17.0
Total issued this year	171.2

* Amounts are in indexed market value.

Switch auctions this year 2024

Amounts in b.kr.	Sold*	Bought*
RIKB 27 0415	16.3	
RIKB 35 0917	2.0	
RIKS 37 0115	2.1	
RIKB 25 0612		20.9
Total	20.5	20.9

* Nominal amount

Contents

- Benchmark issues, attributes
- Central government debt
- Swaps
- Investors T-bonds and bills
- Securities lending facility, redemption profile, yield curves and turnover
- Yield for Treasury bonds
- Inflation premium
- Treasury bond auctions
- Treasury bill auctions
- Treasury auctions
- Iceland's sovereign credit ratings
- State guarantees

Contributors

Bjorgvin Sighvatsson
bs@cb.is

Davíð Stefánsson
davids@cb.is

Magnús Freyr Hrafnsson
mfh@cb.is

Oddgeir Gunnarsson
og@cb.is

Tryggvi Freyr Harðarson
tfh@cb.is

Editor

Sturla Pálsson
sp@cb.is

The information in this publication is from the Central Bank of Iceland and from data vendors that are considered reliable.

The information is as of the last month-end unless otherwise specified.

Government Debt Management cannot be held liable for possible errors, typographical or otherwise, that may appear in Market Information.

The coverage of central government debt in the publication refers to the A1-part of central government excluding pension liabilities and accounts payable, unless otherwise specifically stated.

Comments on the contents of this publication may be submitted to lanamal@lanamal.is.



Benchmark issues, attributes

Domestic marketable debt

Issues	ISIN	Date of issue (d.m.y)	Maturity date	Interest, %	Type of bond	Duration*	Years to maturity
<i>T - bills</i>							
RIKV 25 0115	IS0000036572	17.7.2024	15.1.2025	0.00	Bullet	0.04	0.04
RIKV 25 0219	IS0000036598	21.8.2024	19.2.2025	0.00	Bullet	0.14	0.14
RIKV 25 0319	IS0000036721	18.9.2024	19.3.2025	0.00	Bullet	0.22	0.21
RIKV 25 0416	IS0000036820	16.10.2024	16.4.2025	0.00	Bullet	0.29	0.29
RIKV 25 0521	IS0000036986	20.11.2024	21.5.2025	0.00	Bullet	0.39	0.39
RIKV 25 0716	IS0000037117	18.12.2024	16.7.2025	0.00	Bullet	0.55	0.54
<i>Nominal T-bonds</i>							
RIKB 25 0612	IS0000019321	12.6.2009	12.6.2025	8.00	Bullet	0.45	0.45
RIKB 26 1015	IS0000034874	15.10.2022	15.10.2026	6.75	Bullet	1.73	1.79
RIKB 27 0415	IS0000036291	15.4.2024	15.4.2027	8.00	Bullet	2.07	2.29
RIKB 28 1115	IS0000028249	15.11.2016	15.11.2028	5.00	Bullet	3.58	3.87
RIKB 31 0124	IS0000020386	24.1.2011	24.1.2031	6.50	Bullet	4.89	6.06
RIKB 35 0917	IS0000035574	17.9.2023	17.9.2035	7.00	Bullet	7.79	10.71
RIKB 42 0217	IS0000033884	17.2.2022	17.2.2042	4.50	Bullet	11.15	17.13
<i>Inflation-linked T-bonds</i>							
RIKS 26 0216	IS0000030732	16.2.2018	16.2.2026	1.50	Bullet	1.11	1.13
RIKS 30 0701	IS0000020576	1.7.2011	1.7.2030	3.25	Bullet	5.05	5.50
RIKS 33 0321	IS0000021251	21.3.2012	21.3.2033	3.00	Bullet	7.25	8.22
RIKS 37 0115	IS0000033793	15.1.2022	15.1.2037	1.00	Bullet	11.21	12.04
Average of benchmark series						4.1	4.9

* Macaulay.

Foreign marketable debt

Issues	ISIN	Date of issue	Maturity date	Interest, %	Type of bond	Duration*	Years to maturity
EUR 0,625% 3 Jun 2026	XS2182399274	3.6.2020	3.6.2026	0.63	Bullet	1.42	1.42
EUR 3,4% 28 Jun 2027	XS2852055651	28.6.2024	28.6.2027	3.40	Bullet	2.40	2.49
EUR 0,0% 15 Apr 2028	XS2293755125	4.2.2021	15.4.2028	0.00	Bullet	3.29	3.29
EUR 3,5% 21. Mar 2034	XS2788435050	21.3.2024	21.3.2034	3.50	Bullet	7.87	9.22
Average of benchmark series						4.5	5.0

* Macaulay.



Government debt

Domestic central government debt 31 December 2024 in m.kr.

Issues	Nominal amount, beg. of month	Inflation compensation	Issued/ redeemed (nominal)	Inc. inflation compensation. end of month	Years to maturity	Market value	% of domestic debt
<i>T-bills</i>							
RIKV 24 1218	47,861		-47,861	0	0.00	0	0.0
RIKV 25 0115	45,061		0	45,061	0.04	44,804	2.9
RIKV 25 0219	45,430		0	45,430	0.14	44,880	3.0
RIKV 25 0319	31,189		13,650	44,839	0.21	44,054	2.9
RIKV 25 0416	14,680		0	14,680	0.29	14,320	1.0
RIKV 25 0521	18,700		0	18,700	0.39	18,117	1.2
RIKV 25 0716	0		20,900	20,900	0.54	20,008	1.4
Total	202,921			189,610	0.21	186,183	12.4
<i>Nominal T-bonds</i>							
RIKB 25 0612	105,050		-16,190	88,859	0.45	88,646	5.8
RIKB 26 1015	72,924		0	72,924	1.79	71,590	4.8
RIKB 27 0415	58,155		12,896	71,051	2.29	71,392	4.6
RIKB 28 1115	118,882		0	118,882	3.87	109,930	7.8
RIKB 31 0124	124,632		0	124,632	6.07	122,564	8.1
RIKB 35 0917	66,407		850	67,257	10.71	69,610	4.4
RIKB 42 0217	66,082		0	66,082	17.13	53,315	4.3
Total	612,132			609,688	5.58	587,047	39.7
<i>Inflation-linked T-bonds</i>							
RIKS 26 0216	83,593	35,101	0	118,694	1.13	114,837	7.7
RIKS 30 0701	78,683	53,570	0	132,253	5.50	135,110	8.6
RIKS 33 0321	79,394	49,938	0	129,332	8.22	132,397	8.4
RIKS 37 0115	67,324	16,305	2,149	85,777	12.04	72,610	5.6
Total	308,993	154,914		466,056	6.34	454,954	30.4
<i>Other central government debt *</i>							
Inflation-linked debt				268,521	5.05		17.5
Nominal debt				1	0.04		0.0
Total domestic debt				1,533,876	5.06		100.0

* Mostly inflation-linked loan from Íl-fund. Also inflation-linked loans in relation to the purchase of Landsvirkjun (the National Power Company of Iceland) and Landsnet (the operator of Iceland's national energy grid).

Foreign-linked central government debt

Issues	Issued nominal amount (millions)	Remaining nominal amount	Nominal amount ISK*	Years to maturity
<i>Foreign bonds</i>				
EUR 0,625% 3 Jun 2026	500	500	71,950	1.42
EUR 3,4% 28 Jun 2027 	50	50	7,195	2.49
EUR 0,0% 15 Apr 2028	750	750	107,925	3.29
EUR 3,5% 21. Mar 2034 	750	750	107,925	9.22
Other foreign central government debt**			34,374	2.29
Total foreign debt			329,369	4.70
Central government debt, total			1,863,245	

* Mid rate, official exchange rate of The Central Bank of Iceland.

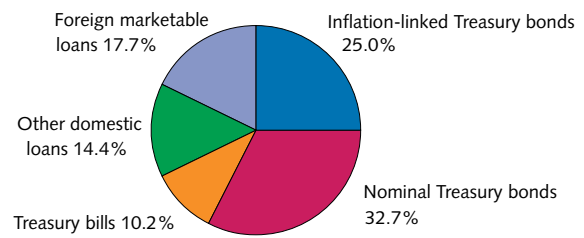
** Loan due to the government's purchase of Landsnet hf.

Central government debt. total in m.kr.

	Nominal inc./ inflation compensation	Weighted time to maturity
Nominal debt	799,298	4.31
Inflation-linked debt	734,578	5.87
Foreign currency debt	329,369	4.70
Total	1,863,245	4.99
Total debt as percentage of GDP *		41.0

* GDP according to the Central bank of Iceland latest forecast.

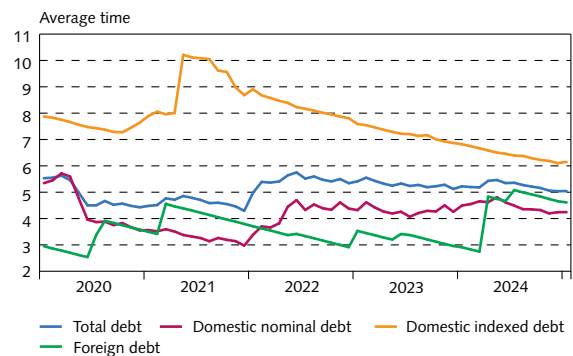
Central government debt, breakdown by type



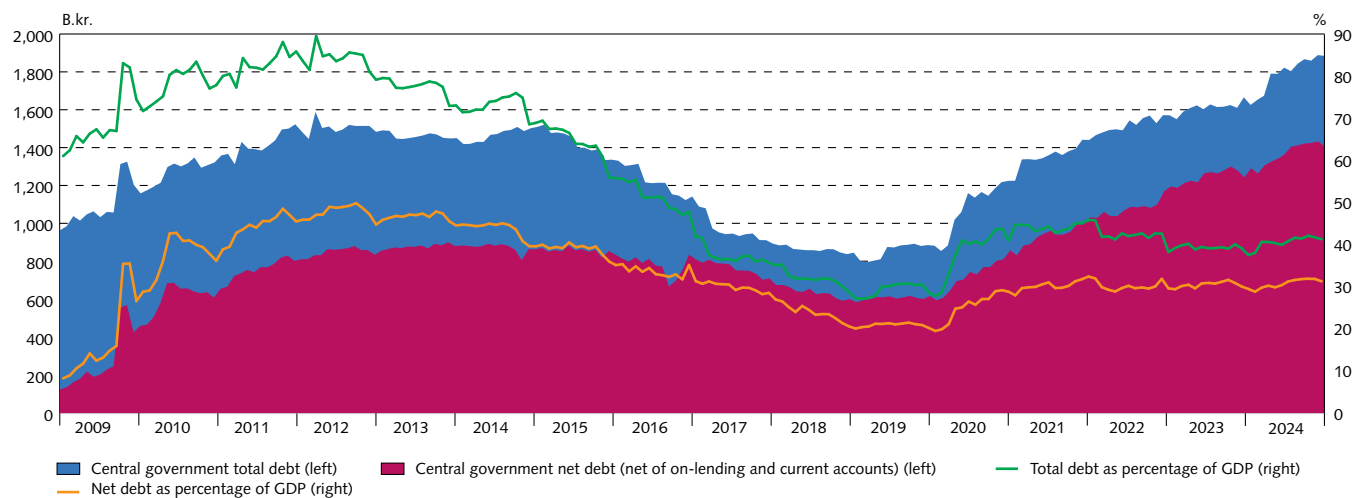
Net debt in m.kr.

	Nominal incl./ inflation compensation end of month
<i>On-lending and cash at the Central bank</i>	
Nominal on-lending	12,744
Inflation-linked on-lending	100,809
FX on-lending	7,212
Cash ISK	74,278
Cash FX	260,158
Total on-lending	455,172
<i>Net debt</i>	
Nominal debt	712,306
Inflation-linked debt	633,769
Foreign currency debt	61,999
Net central government debt	1,408,074
Total net debt as percentage of GDP	
	30.9

Average time to maturity of government debt



Changes in central government debt



Swaps

31 December 2024

Inflation and interest rate swaps in ISK (m.kr.)

Year	New		Expired		Outstanding at year-end	
	Number of contracts	Nominal amount	Number of contracts	Nominal amount	Number of contracts	Nominal amount
2020	2	6,000	0	0	24	34,000
2021	2	10,000	20	26,000	6	18,000
2022	0	0	0	0	6	18,000
2023	0	0	1	3,000	5	15,000
2024	6	14,000	0	0	11	29,000
2025	0	0	9	23,000	4	6,000
2026	0	0	3	5,000	1	1,000
2027	0	0	1	1,000	0	0
2028	0	0	0	0	0	0

Interest rate type (m.kr.)

	Without swaps		With swaps	
	Nominal amount with accrued indexation (ISK)	Proportion, %	Nominal value with accrued indexation (ISK)	Proportion, %
Icelandic fixed interest rates	609,688	33	596,688	32
Icelandic indexed interest rates	734,578	39	717,791	39
Icelandic floating interest rates	189,611	10	204,611	11
Foreign fixed interest rates	329,369	18	329,369	18
Foreign floating interest rates	0	0	0	0
Total	1,863,245	100	1,848,458	100

Effect of swaps on Treasury debt (m.kr.)

	Nominal amount with accrued indexation (ISK)	Market value (ISK)	Proportion, %	Duration
<i>Government debt</i>				
Nominal debt	799,298	792,694	43	3.24
Inflation-linked debt	734,578	706,475	39	5.54
Foreign currency debt	329,369	336,262	18	4.34
Total	1,863,245	1,835,431	100	4.33
<i>Government debt with swaps</i>				
Nominal debt	815,298	809,352	44	3.18
Inflation-linked debt	717,791	689,652	39	5.65
Foreign currency debt	329,369	336,262	18	4.34
Total	1,862,458	1,835,267	100	4.32

Investors*

Owners of T-bonds and bills 31 December 2024

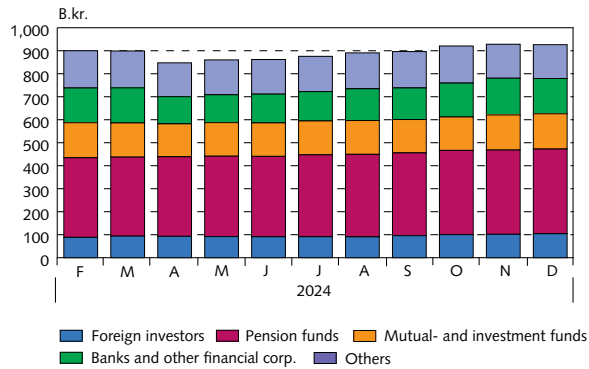
	RIKB							RIKS				Total	Bills total
	RIKB 25	RIKB 26	RIKB 27	RIKB 28	RIKB 31	RIKB 35	RIKB 42	RIKS 26	RIKS 30	RIKS 33	RIKS 37		
<i>Nominal value in m.kr.</i>													
Domestic investors													
Banks and other													
financial corp.	32,533	30,888	31,722	19,338	4,603	1,619	556	27,328	1,697	2,347	768	153,399	117,673
Mutual and inv. funds	9,798	14,411	20,650	25,071	12,913	13,578	4,895	14,903	14,968	12,753	9,312	153,251	45,239
Pension funds	20,998	5,946	6,964	43,060	64,293	18,389	25,952	16,698	53,694	55,061	57,160	368,214	1,500
Firms	4,537	4,514	4,358	5,705	3,566	1,042	839	7,991	1,213	1,025	527	35,319	15,220
Insurance companies	2,407	5,329	5,283	10,169	9,153	7,240	6,648	11,892	6,608	3,714	1,756	70,199	6,350
Households	1,484	1,367	1,112	2,339	1,492	209	72	4,038	1,437	2,028	130	15,709	0
Others	5,522	87	607	8,300	6,244	893	246	580	459	2,628	354	25,921	577
Foreign investors	11,683	10,933	355	4,900	23,518	24,386	28,336	173	1	89	5	104,378	3,051
Total	88,961	73,474	71,051	118,882	125,782	67,357	67,544	83,603	80,078	79,644	70,013	926,389	189,610
<i>Dirty price (T-bills nominal value) in m.kr.</i>													
Domestic investors													
Banks and other													
financial corp.	33,870	30,763	33,644	18,004	4,791	1,704	470	38,049	2,958	3,988	811	169,051	117,673
Mutual and inv. funds	10,200	14,352	21,902	23,341	13,439	14,291	4,140	20,751	26,087	21,674	9,830	180,007	45,239
Pension funds	21,861	5,921	7,386	40,089	66,913	19,356	21,950	23,248	93,580	93,579	60,341	454,223	1,500
Firms	4,723	4,495	4,622	5,312	3,711	1,097	710	11,126	2,115	1,743	557	40,211	15,220
Insurance companies	2,506	5,307	5,603	9,468	9,526	7,621	5,622	16,558	11,517	6,311	1,854	81,893	6,350
Households	1,545	1,362	1,180	2,178	1,553	220	61	5,622	2,504	3,447	138	19,808	0
Others	5,749	87	644	7,727	6,498	940	208	808	800	4,466	374	28,301	577
Foreign investors	12,163	10,889	377	4,562	24,476	25,667	23,967	240	1	151	5	102,498	3,051
Total	92,615	73,176	75,356	110,680	130,906	70,895	57,129	116,402	139,564	135,360	73,909	1,075,992	189,610

* Included outstanding repo with the primary dealers. From November 2020, owners are categorized according to the international statistical standard for national accounts (SNA08), adopted by the United Nations Statistical Commission.

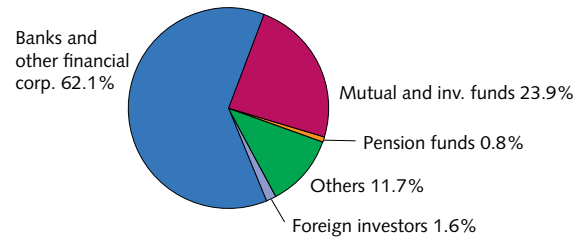
	RIKB							RIKS				Total	Bills total
	RIKB 25	RIKB 26	RIKB 27	RIKB 28	RIKB 31	RIKB 35	RIKB 42	RIKS 26	RIKS 30	RIKS 33	RIKS 37		
<i>Changes between months</i>													
<i>Nominal value in m.kr.</i>													
Domestic investors													
Banks and other													
financial corp.	-8,527	-799	5,370	1,041	-36	-129	-1,020	-1,851	335	-357	-101	-6,073	-19,110
Mutual and inv. funds	-4,152	1,690	3,140	-283	-63	-160	120	1,195	-336	-140	-450	561	4,399
Pension funds	-3,697	205	2,145	-475	-100	1,159	200	65	-266	131	2,309	1,675	400
Firms	-539	-159	848	148	110	100	-50	86	-3	0	0	541	-400
Insurance companies	-450	-839	615	-864	-225	-300	200	257	395	-40	0	-1,251	800
Households	-38	-154	138	73	69	-50	0	58	0	-4	0	92	0
Others	0	-43	0	-180	-155	0	0	200	0	0	0	-178	0
Foreign investors	1,315	649	0	540	0	200	0	0	0	0	0	2,704	600
Total	-16,088	550	12,256	0	-400	820	-550	10	125	-410	1,758	-1,929	-13,311



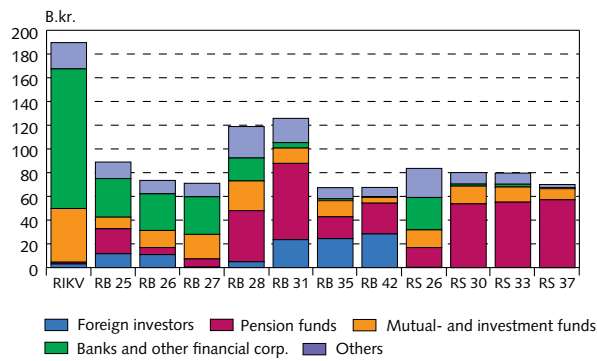
Owners of T-bonds 31 December 2024



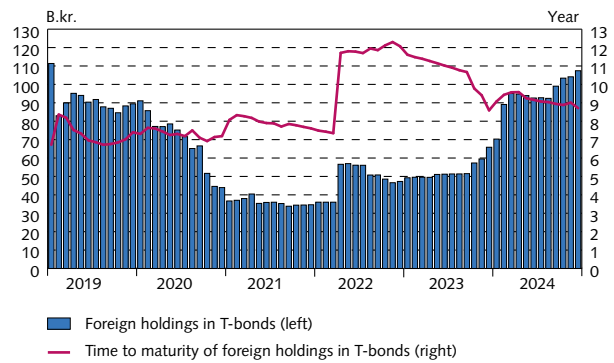
Owners of T-bills 31 December 2024



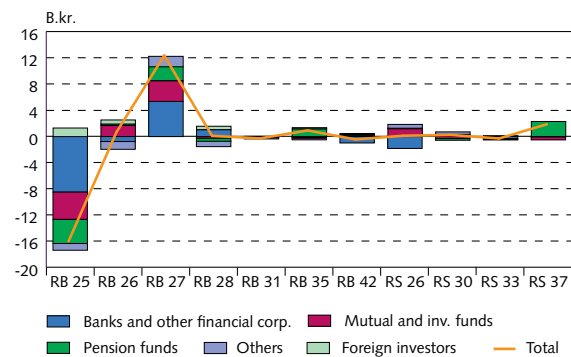
Owners of marketable T-bonds and bills 31 December 2024



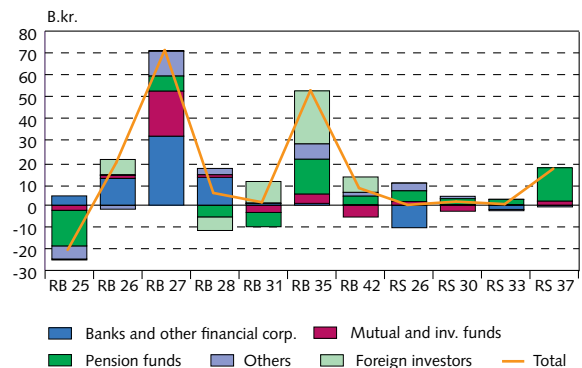
Time to maturity of non-residents' holdings in T-bonds and T-bills 31 December 2024



Net purchases by market participants between months



Net purchases by market participants from 31 December 2023

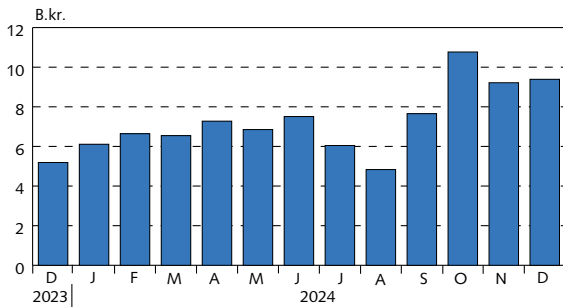




Market Information

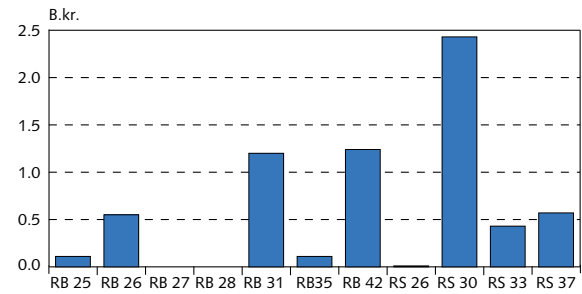
Repo agreement facility, redemption profile, turnover and yield curves

Average amount in repo agreements*

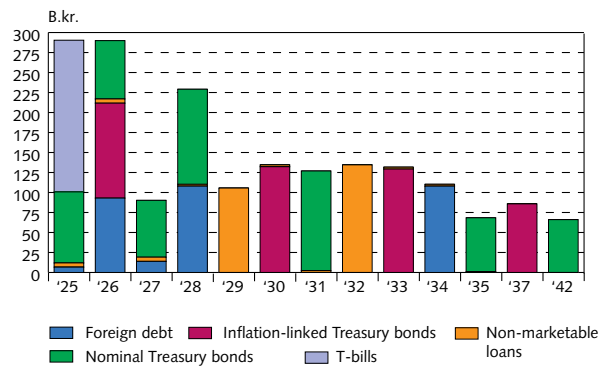


* Calculated at market price.

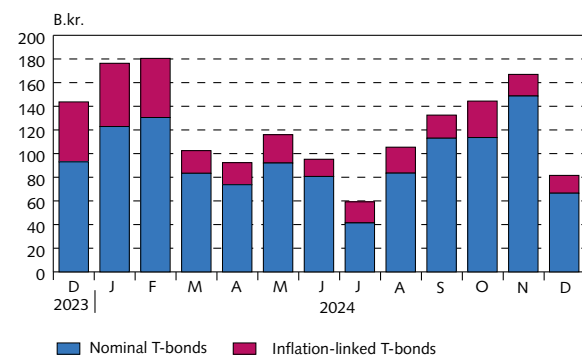
Outstanding amounts in repo agreements by series at the end of last month*



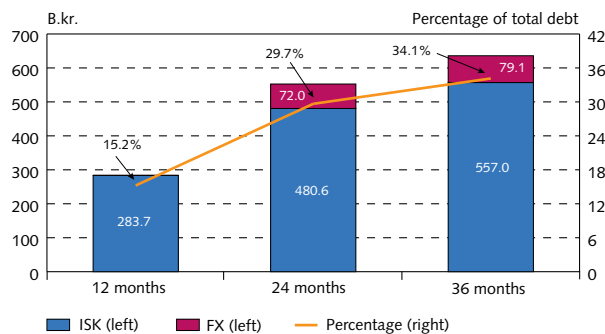
Redemption profile of government debt



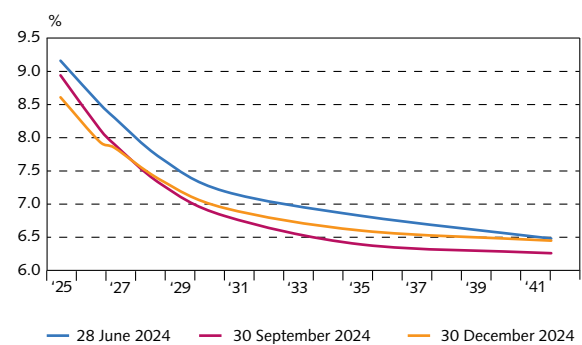
Monthly trading volume in T-bonds on NASDAQ Iceland Exchange



Accumulated maturities



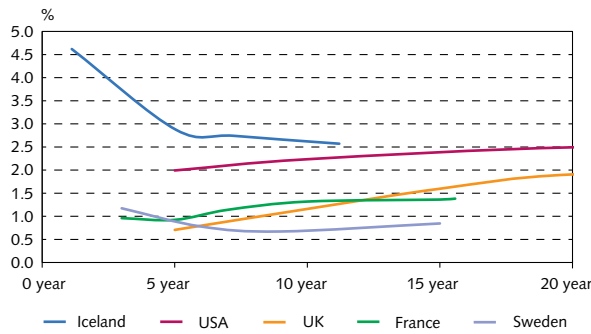
Nominal yield curves



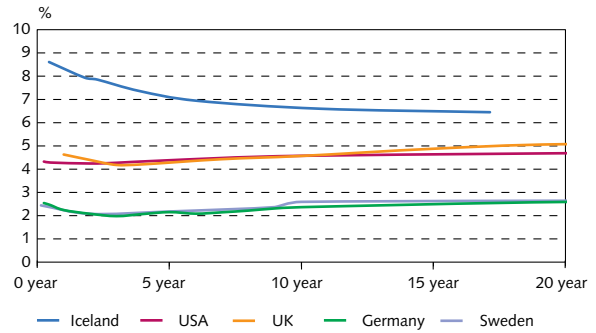


Market Information

Yield curve inflation-linked Treasury bonds

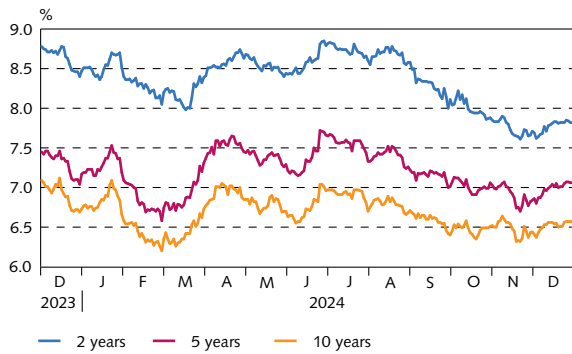


Yield curve Treasury bills and nominal Treasury bonds



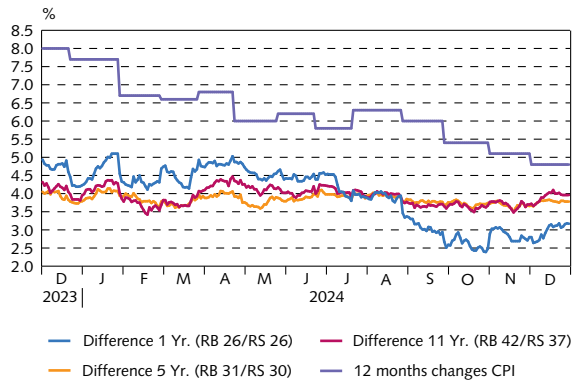
Yield for Treasury bonds

Zero-coupon



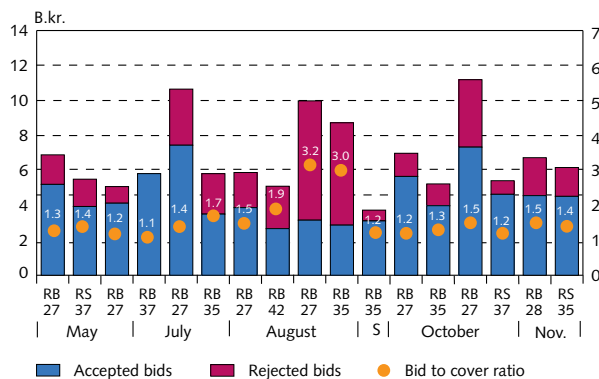
Inflation premium

Inflation premium nominal Treasury bonds



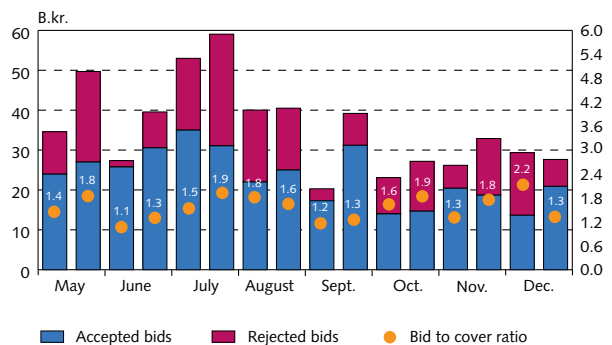
Treasury bond auctions

Treasury bonds at market value



Treasury bill auctions

Treasury bills at market value



Treasury auctions

Auctions in 2024, in m.kr.

Date		Offers		No. of bids	No. of acc. bids	Yield %	Acc. bids		Non comp. auction nominal v.	Total value
		Market value	Nominal value				Market value	Nominal value		
Nominal T-bonds										
12.01.24	RIKB 26 1015	4,911	5,062	25	18	7.98	4,028	4,152	0	4,028
12.01.24	RIKB 35 0917	7,082	6,923	26	24	6.70	6,878	6,723	0	6,878
26.01.24	RIKB 26 1015	9,594	9,973	35	30	8.35	7,862	8,173	812	8,643
26.01.24	RIKB 42 0217	4,319	5,500	31	26	6.56	3,769	4,800	480	4,146
09.02.24	RIKB 26 1015	11,034	11,370	30	6	8.00	1,606	1,655	141	1,743
09.02.24	RIKB 35 0917	21,481	20,675	33	7	6.50	17,092	16,450	1,610	18,764
10.04.24	RIKB 26 1015	5,097	5,276	28	18	8.28	3,667	3,796	0	3,667
10.04.24	RIKB 35 0917	8,035	7,930	38	33	6.82	7,427	7,330	0	7,427
19.04.24	RIKB 27 0415	18,547	18,679	61	45	8.27	15,022	15,129	0	15,022
03.05.24	RIKB 27 0415	6,889	6,925	39	29	8.20	5,198	5,225	378	5,574
17.05.24	RIKB 27 0415	5,072	5,070	27	21	7.97	4,122	4,120	0	4,122
19.07.24	RIKB 27 0415	10,648	10,780	35	25	8.49	7,438	7,530	640	8,070
19.07.24	RIKB 35 0917	5,812	5,780	26	16	6.92	3,499	3,480	263	3,764
09.08.24	RIKB 27 0415	5,877	7,465	35	22	8.41	3,870	4,915	0	3,870
09.08.24	RIKB 42 0217	5,093	5,145	26	15	6.58	2,668	2,695	95	2,742
23.08.24	RIKB 27 0415	9,976	10,085	42	10	8.44	3,151	3,185	318	3,465
23.08.24	RIKB 35 0917	8,723	8,565	39	10	6.76	2,867	2,815	151	3,021
06.09.24	RIKB 35 0917	3,725	3,627	10	6	6.64	3,109	3,027	30	3,140
04.10.24	RIKB 27 0415	6,978	6,975	30	22	7.94	5,653	5,650	320	5,973
04.10.24	RIKB 35 0917	5,225	5,030	17	15	6.49	3,979	3,830	313	4,304
18.10.24	RIKB 27 0415	11,187	11,165	28	18	7.87	7,330	7,315	0	7,330
08.11.24	RIKB 28 1115	6,727	7,280	39	26	7.25	4,555	4,930	488	5,006
08.11.24	RIKB 35 0917	6,163	5,975	30	23	6.58	4,513	4,375	438	4,964
Total		188,197	191,255				129,301	131,300	6,476	135,663
Indexed T-bonds										
										Indexed value
03.05.24	RIKS 37 0115	6,640	6,490	24	14	2.42	3,934	3,845	100	4,036
05.07.24	RIKS 37 0115	6,630	6,500	22	17	2.56	5,814	5,700	100	5,916
18.10.24	RIKS 37 0115	5,409	5,200	22	18	2.48	4,629	4,450	150	4,785
Total		18,679	18,190				14,377	13,995	350	14,737
Switch auction										
22.11.24	RIKB 27 0415	7,591	7,541	0	0	0	3,453	3,430	0	3,453
22.11.24	RIKB 35 0917	3,965	3,805	0	0	0	1,232	1,182	0	1,232
06.12.24	RIKB 27 0415	9,613	9,565	0	0	0	8,105	8,065	0	8,105
06.12.24	RIKS 37 0115	1,987	2,349	0	0	0	2,243	2,149	0	2,243
13.12.24	RIKB 27 0415	5,849	5,831	0	0	0	4,846	4,831	0	4,846
13.12.24	RIKB 35 0917	1,073	1,040	0	0	0	877	850	0	877
Total		30,079	30,131				20,757	20,507	0	20,757
Total value										171,157



Treasury auctions

Auctions in 2024, in m.kr. (cont.)

Date		Offers		No. of bids	No. of acc. bids	Yield %	Acc. bids		Non comp. auction nominal v.	Total value
		Market value	Nominal value				Market value	Nominal value		
T-bills										
22.01.24	RIKV 24 0320	43,374	44,015	17	9	9.50	16,767	17,015		
22.01.24	RIKV 24 0619	28,934	30,080	25	22	9.70	27,010	28,080		
19.02.24	RIKV 24 0515	19,760	20,200	15	13	9.55	18,292	18,700		
19.02.24	RIKV 24 0821	21,862	22,933	23	21	9.69	20,241	21,233		
18.03.24	RIKV 24 0619	22,949	23,500	14	12	9.50	17,090	17,500		
18.03.24	RIKV 24 0918	31,944	33,478	27	16	9.50	13,919	14,588		
08.04.24	RIKV 24 0717	36,068	37,000	18	12	9.49	25,345	26,000		
08.04.24	RIKV 24 1016	23,855	25,045	20	16	9.50	16,092	16,895		
13.05.24	RIKV 24 0717	34,030	34,590	18	11	9.40	23,562	23,950		
13.05.24	RIKV 24 1120	47,342	49,691	23	15	9.45	25,724	27,000		
14.06.24	RIKV 24 0821	26,912	27,355	14	12	9.40	25,338	25,755		
14.06.24	RIKV 24 1218	37,757	39,561	25	22	9.45	29,167	30,561		
15.07.24	RIKV 24 0918	52,142	53,000	18	14	9.40	34,434	35,000		
15.07.24	RIKV 25 0115	56,375	59,060	27	18	9.42	29,648	31,060		
19.08.24	RIKV 24 1120	39,102	40,028	19	13	9.37	21,491	22,000		
19.08.24	RIKV 25 0219	38,665	40,500	24	17	9.39	23,867	25,000		
16.09.24	RIKV 24 1218	19,831	20,300	10	8	9.36	16,900	17,300		
16.09.24	RIKV 25 0319	37,424	39,189	22	20	9.33	29,784	31,189		
14.10.24	RIKV 25 0115	22,583	23,100	10	7	9.05	13,688	14,001		
14.10.24	RIKV 25 0416	25,998	27,180	21	14	8.99	14,042	14,680		
18.11.24	RIKV 25 0219	25,615	26,180	15	10	8.73	19,989	20,430		
18.11.24	RIKV 25 0521	31,526	32,900	28	13	8.62	17,919	18,700		
16.12.24	RIKV 25 0319	28,736	29,350	11	6	8.45	13,365	13,650		
16.12.24	RIKV 25 0716	26,373	27,650	24	19	8.30	19,934	20,900		
Total		779,158	805,885				513,611	531,187		



Primary dealers

<i>Primary dealers in government securities</i>	<i>Telephone</i>	<i>Bloomberg</i>
Arion bank hf.	+354 444 6000	ARIO
Fossar investment bank hf.	+354 522 4000	
Islandsbanki hf.	+354 440 4000	ISLA
Kvika bank hf.	+354 540 3200	KVIK
Landsbankinn hf.	+354 410 4000	LAIS

Events

10 January 2025	Auction of Treasury bonds
13 January 2025	Auction of Treasury bills
24 January 2025	Auction of Treasury bonds
30 January 2025	CPI announcement
5 February 2025	Central Bank Policy Rate Announcement
7 February 2025	Auction of Treasury bonds

Iceland's sovereign credit ratings

	<i>Last change</i>	<i>Foreign currency</i>		<i>Domestic currency</i>		<i>Outlook</i>
		<i>Long-term</i>	<i>Short-term</i>	<i>Long-term</i>	<i>Short-term</i>	
Moody's	September 2024	A1		A1		Stable
S&P	November 2023	A+	A-1	A+	A-1	Stable
Fitch	March 2022	A	F-1+	A	F-1+	Stable

State guarantees

State guarantees

	November 2024	End of year 2023
<i>M.kr.</i>		
Lending agencies	775,982	779,005
HF fund	708,983	710,124
Icelandic regional development institute	9,138	9,752
Icelandic student loan fund	57,861	59,129
Co-operative and limited partnerships	26,550	27,193
National power company sf.	21,855	22,575
Isavia ohf.	885	910
RUV ohf. (National broadcasting service)	3,810	3,709
Industries/ municipalities	1,291	3,941
Business supplemental and support loans	1,291	3,941
State guarantees total	803,824	810,139

Currency ratio

ISK	97.3%
EUR	2.7%

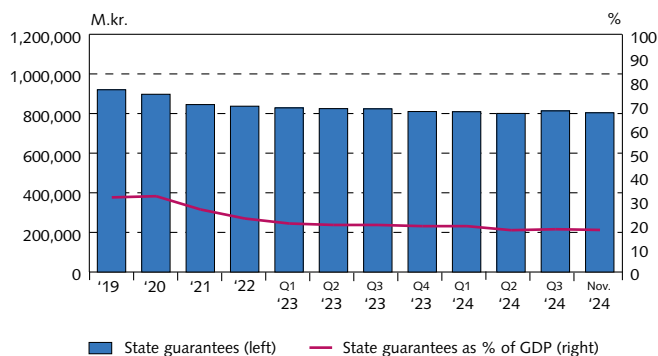
Type of lenders

Domestic marketable securities	89.3%
Domestic banks	0.2%
Foreign banks	2.7%
Other domestic entities	7.8%

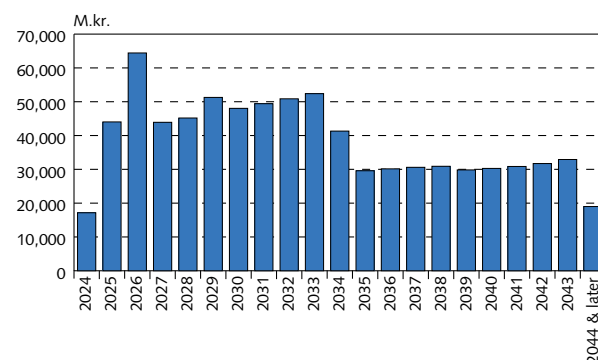
Interest rate type

Fixed	97.1%
Floating	2.9%

State guarantees and % of GDP 2019–2024



State guarantees - maturity profile



On-lending

November 2024	Amount m.kr.	Weighted time to maturity
Nominal on-lending	12,744	6.62
Inflation-linked on-lending	96,052	19.20
FX on-lending	6,821	4.88
Total	115,616	16.98

On-lending, redemption profile

